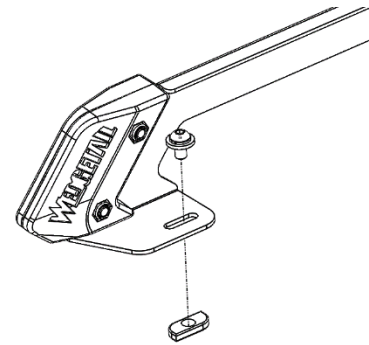
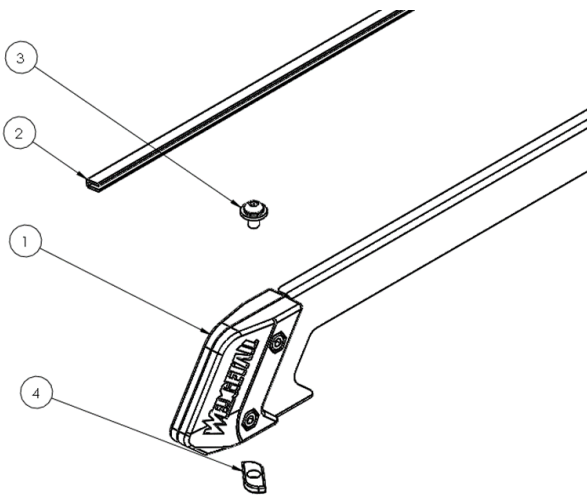




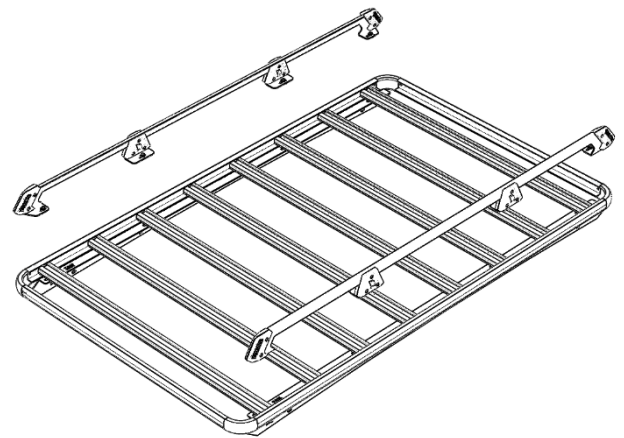
**WTA-S18**

**Accessory – Wedgetail Sides**

**Congratulations on the purchase of your Wedgetail Roof Rack accessory.**



2. Fasten the Side Rails to the platform using M8 Stainless bolt and washers and channel nuts. Place the channel nuts in the cross bar and rotate 90 degrees to ensure secure fitment as shown.



ITEM NO.	PART NAME	QTY
1.	Wedgetail Side	2
2.	Side Rubber (1.7m)	2
3.	M8X20 Stainless Sems Bolt	8
4.	M8 Channel Nut	8

**Please follow these instructions to ensure correct fitment.**

1. Loosely fasten the side rails using the M8 Bolts and channel nut. Refer to the diagram.

**Thank you for your purchase**

**Wedgetail by Tradesman Roof Racks**

***Innovation through Inspiration***