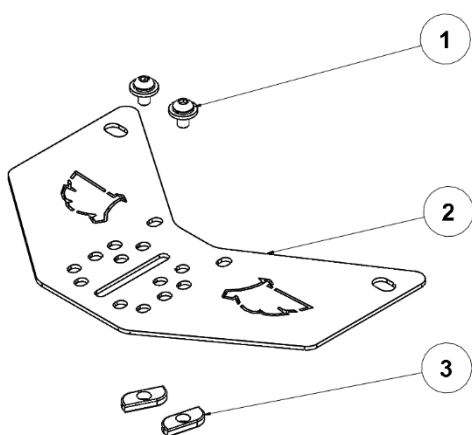




WTA-TBW

Accessory – Recovery Wing Tracks Bracket

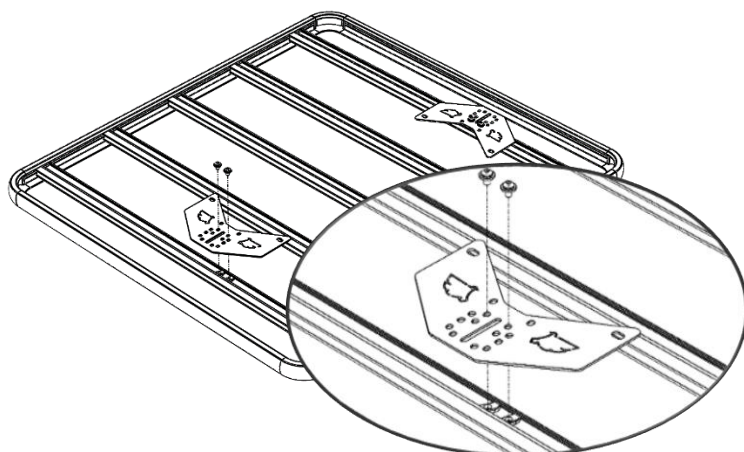
Congratulations on the purchase of your Australian made Wedgetail Roof Rack accessory.



ITEM NO.	PART NAME	QTY
1.	M8 X 20 Bolt and washer	4
2.	Trax Plate	2
3.	M8 Channel Nut	4

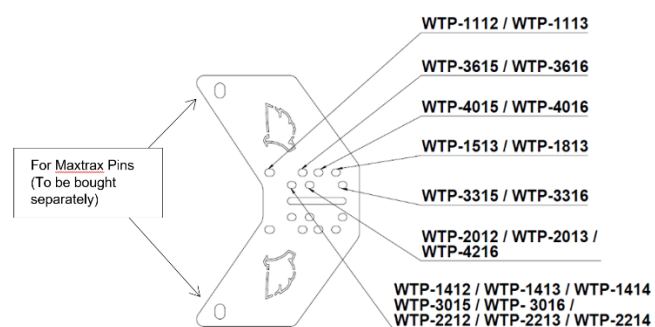
Please follow these instructions to ensure correct fitment.

1. Assemble the Trax plate in the top of the cross bar using the channel nuts. Refer to the diagram.

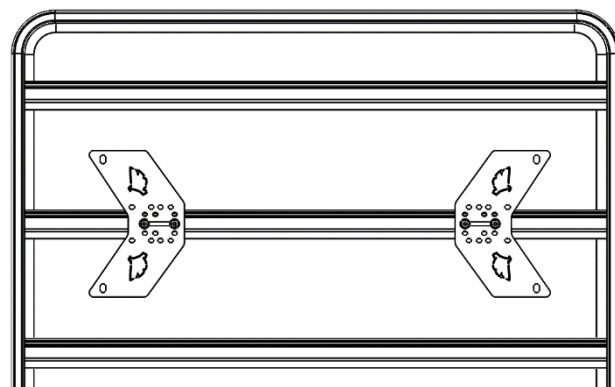


2. Keep a gap of 3 crossbars and then put the 2nd Trax plate on the 4th crossbar.

Refer to the diagram below to identify the slot to be used for your rack.



Use the middle long slot to place the Trax along the crossbar.



Maxtrax Locking Pins needs to be purchased separately.

Thank you for your purchase
Wedgetail by Tradesman Roof Racks
Innovation through Inspiration